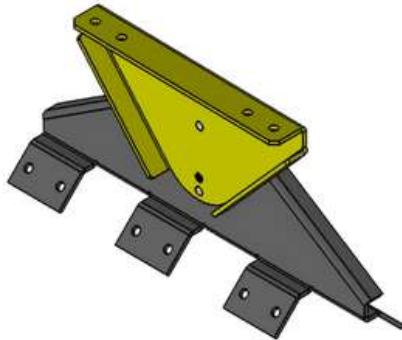
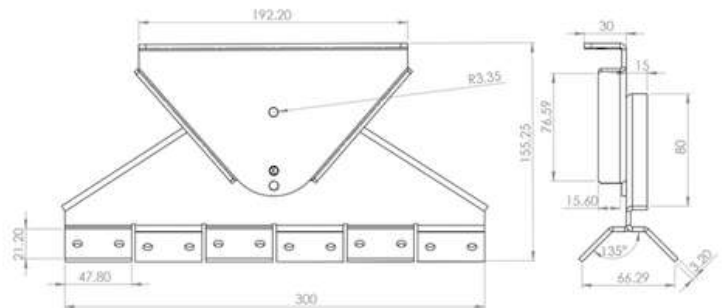


IMAGE



GENERAL DIMENSIONS

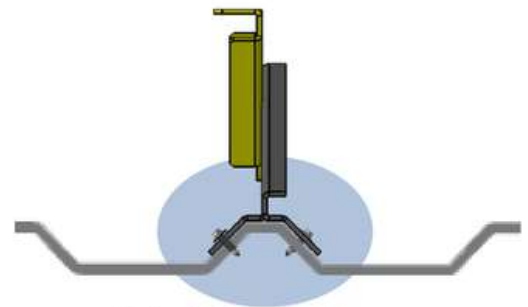


DIMENSIONS: mm

TECHNICAL PROPERTIES

Image 1. Fixed to the standing seam

Material: Steel sheet Cal. 14
Weight: 1.90Kg
Application: Cat step.
Users: N / A
Type of anchor point: Fixed.

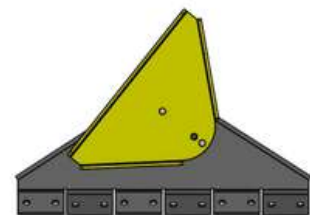


Roled standing seam

ASSEMBLY CHARACTERISTICS

Image 2. Top base moves in different angles

- Adheres directly to the standing seam metal roof.
- It is fixed according to the type of sheet, either rolled or stapled, Image 1 and by clamps or auto drilling screws.



ADVANTAGES

Image 3. Cat walk

- Free passage through roofs.
- Compatible with all metal roofing sheets, for example, KR, MR, R100, R75

